



Photo: Musical Oorlogswinter, The Netherlands



Photo: Belcult Project, Belarus. Project: Palace of the Republic, ST roof with EasyFrame B

ADJUSTABLE STAIR

System Description:

This unique, fully adjustable, staircase consists of separate units which can be combined to form a staircase between 1 m minimum and 3,2 m maximum height. The units are based on four main beams of 60 x 6 mm tube to which the stair steps are connected. The stair steps are flexible and have a varying angle of 45 to 60 degrees. The adjustable stair is designed for a maximum loading of 500 kg/m2.

BASIC ELEMENTS

Top side:

SM-STAIR-500, basic element with 6 steps. The upper step aligns with the stage floor. This basic element is connected to the stage by means of a profile that is bolted to the stage with a T-head bolt (M10 x 40 mm) which is placed in the StageDex profile.

Bottom side:

The SM-STAIR-510 base section. Connects to the stair elements by means of a CCS7 coupler combined with the CCS7 hinge (CCS7-H-FM-90).

STEP UNITS

To elongate the basic element, extra step units can be mounted. Units range from 1 to 5 steps. Several units can be coupled to reach the maximum allowed height. The extra units are connected using the standard CCS7 coupling system.

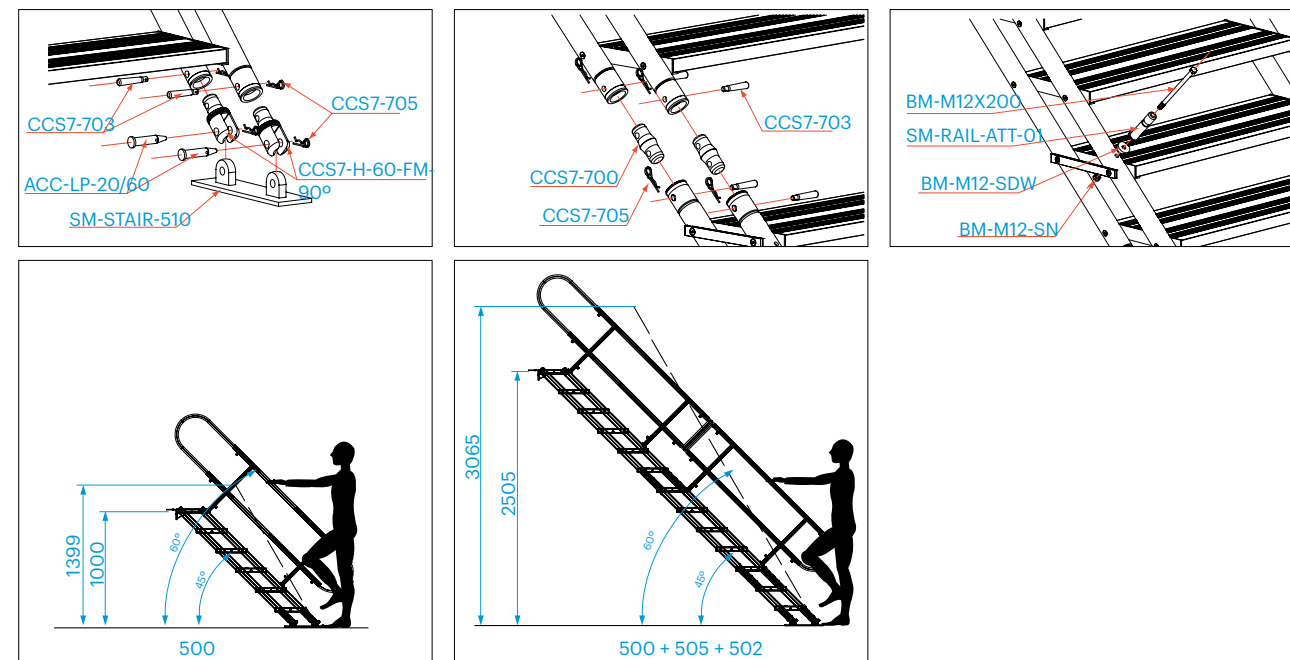
- SM-STAIR-501, 1 STEP BEAM.
- SM-STAIR-502, 2 STEP BEAM.
- SM-STAIR-503, 3 STEP BEAM.
- SM-STAIR-504, 4 STEP BEAM.
- SM-STAIR-505, 5 STEP BEAM.

HANDRAILS

Mounting the handrails completes the staircase. The railing can be combined by utilizing three parts:

- SM-STAIR-520 is the adjustable basic part, can be coupled, to cover the full height of your stair.
- SM-STAIR-521 is the rounded end part.
- SM-STAIR-522 is the rectangular end part to which another railing can be coupled.

The railing parts can be mounted only on the SM-STAIR-500 and the SM-STAIR-505. The railing is mounted to the main tube using the standard spigot (SM-RAIL-ATT-01), which is bolted to the tube using a M12 x 200 mm bolt.



STAIR HEIGHTS USING DIFFERENT COMBINATIONS

All measurements in mm	500	500 + 501	500 + 502	500 + 503	500 + 504	500 + 505
A (stair angle 45 degree)	1000	1344	1537	1731	1924	2118
B (stair angle 60 degree)	1399	1636	1873	2110	2346	2584
All measurements in mm	500 + 505 + 501	500 + 505 + 502	500 + 505 + 503	500 + 505 + 504	500 + 505 + 505	
A (stair angle 45 degree)	2311	2505	2699	2891	3075	
B (stair angle 60 degree)	2829	3065	N/A	N/A	N/A	

maximum allowable stair height 3,2 m.



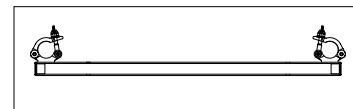
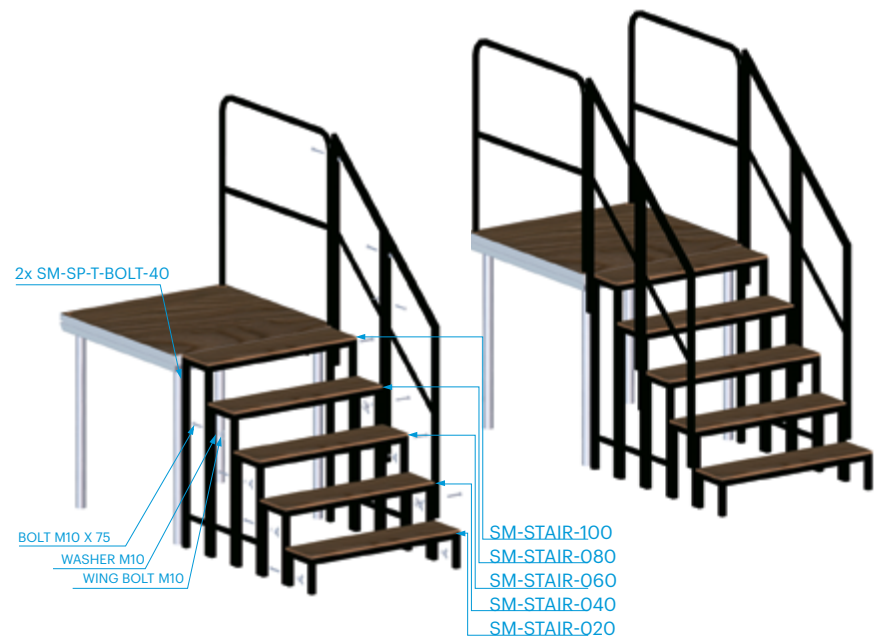
Photos: Metro Productions LTD, New Zealand Project: King Kong Premiere, Wellington, New Zealand

MODULAR STAIR

System Description:

Separate stair units can be combined to create a stair of any desired height in steps of 20 cm by simply bolting stairs together. The units can be connected at both sides, which makes it possible to create a staircase of different widths as well as several heights. The railing can be connected to the sides of the stairs, but also in between the steps, thereby creating the possibility to have a separate up and down staircase.

The measurements of the individual stair units are 910 x 225 mm. Each stair unit has an angular profile to one side, making it possible to fit the stairs directly to the decks to create an even level for the last stair. The stair unit can be mounted using the T-bolts. The SM-STAIR-CON-01 special clamp is available to mount stair units to the legs.



100cm SM-STAIR-CON-01
200cm SM-STAIR-CON-02



Photo: Prolyte Group

STAGEDEX DOLLY

As an extension of its StageDex product range, Prolyte has added two dollies that are tailored to market requirements.

BUILT TO LAST

- The sturdy flatbed dolly has been developed to transport 20 decks, simply stacked on top of one another. This flatbed dolly is ideal for use in larger venues and for large-scale rental.
- Galvanised steel frame
- Design allows nesting for empty storage or transport
- Easy to manoeuvre due to extra-large wheels
- Fitted with 2 swivels and 2 fixed castors for easy steering
- Integrated handles

PRODUCT SPECIFICATIONS: SM-ACC-DOLLY-01

Dimensions	L2080 x W1020 x H1276 mm
Weight (empty):	92,8 kg
Weight (loaded):	773 kg
Capacity:	20 pcs StageDex 2x1

SLIM FIT

The more compact and manageable 6-deck dolly is designed for use in smaller venues, theatres and hotels. Due to the upright position of the decks, this dolly is small enough to fit through any door.

- Galvanised steel frame
- Design allows nesting or tipping for empty storage or transport
- Fitted with 2 swivels and 2 fixed castors for easy steering
- Narrow width – at 60cm it fits through doors and is based on standard truck dimensions
- Pre-fabricated slots to stack the decks on the dolly
- Integrated handles

PRODUCT SPECIFICATIONS: SM-ACC-DOLLY-02

Dimensions	L2075 x W600 x H1191 mm
Weight (empty):	60,4 kg
Weight (loaded):	265 kg
Capacity:	6 pcs StageDex 2x1

